



# Installing iDismiss 3.0



1



## Find iDismiss on the Web

On your Apple/Android phone or tablet, scan the QR Code above, or type the following URL in your browser  
**app.idismiss.org**



2



## Install the App

On Safari: Tap on the share icon. Select **Add to Home Screen**.

On Chrome: Tap on the 3 vertical dots. Select **Install App**.

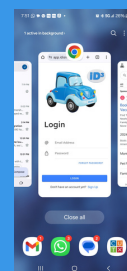
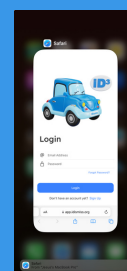


3



## Close Web Browser

To ensure you are using the app and not the web browser, be sure to close the web browser screen.



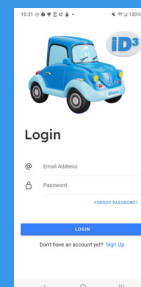
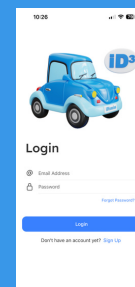
4



iDismiss 3

## Open the iDismiss App

Find the iDismiss 3 icon on your device. Tap to Open.



5

**SIGN UP**

**LOGIN**



## Sign Up / Login

Tap on "Sign Up" under the Login bar. Complete the information and follow the instructions to verify your email address.

You are now ready to Login!

